

Teacher Professional Development Workshop

Interdisciplinary Approach to Education
using Astronomy as a Catalyst to Learning

Instructional Skills & Techniques for the
Innovative Classroom Teacher



Based on a model workshop given at Tufts University to teachers from across America and six other nations, Kevin offers professional development workshops for educators on using astronomy as an interdisciplinary approach to education. Participating educators will learn how to access robotic telescopes online using NASA's MicroObservatory, take photographs of galaxies, star clusters and nebulae and use image processing tools to bring out detail in these photos the same way that professional astronomers do. They will also learn how to create thematic units that tap the talents and enthusiasm of students across disciplines. Finally, a "cosmic quilt" will be assembled for all to see.

For more information about these kinds of programs please visit the web site at www.lookuptothestars.com

Daily Observation Log

Observer: _____ **Date:** _____

Time: _____ am
_____ pm **Duration:** _____ min

Sky: 0 1 2 3 4 5 (circle one) **Seeing:** 0 1 2 3 4 5 (circle one)

Constellation(s): _____

Star(s): _____

Planet(s): _____

Object(s): _____

Phenomena: _____

Observational Method: unaided eye paper tube binoculars telescope (circle one)

Drawing:



Instructions for Completing Daily Observation Log

Observer: Please print your full name

Date: Record current month/day/year (i.e. 01/08/2009)

Time: Record the time you began the observation and circle AM or PM

Duration: Record the total number of minutes you actually made your observation

Sky: Circle one number that best represents the sky from clear to completely overcast. 0 = clear; 1 = a few small clouds; 2 = partly cloudy; 3 = sky 50% cloud-covered; 4 = few breaks in clouds; 5 = completely overcast

Seeing: Circle one number that best represents the seeing conditions from excellent to poor. "Seeing" is a term used by astronomers to describe the steadiness of the atmosphere. One method of determining how steady or unsteady the atmosphere is, due to air currents and temperature changes, is by studying the brighter stars. Bright stars that appear to "twinkle" indicate turbulence in the layers of air in the atmosphere. Rate the seeing conditions on a scale of 0 for perfectly steady to 5 for stars that appear to "dance" in the sky.

Constellation(s): List any constellation you are able to identify in the night sky.

Star(s): Write the name of each brightest star you are able to identify by consulting a star chart or atlas.

Planet(s): Write the name of any planet you identify by referring to current data available giving its location.

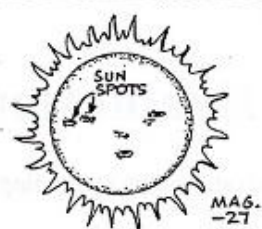
Object(s): Record the number and types of objects seen in the sky. Examples include meteors ("falling or shooting stars"), satellites, comets, asteroids, etc.

Phenomena: Any form of sky glow, such as aurora or the Milky Way, may be recorded

Observational Method: Circle the method of observation used. More than one per observation period can be utilized.


Drawing: Draw the moon phase (amount of sunlit portion) if visible. Also draw in anything recorded for that day's observation. You should draw in boundary lines separating different parts of the sky and include the direction abbreviated (i.e. SW) for each segment.

The Sky Show



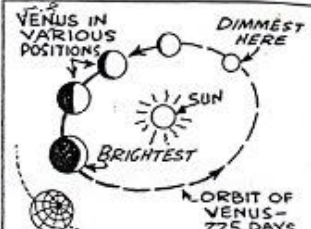
THE SUN

... INTERESTING TELESCOPE OBJECT AT 40x TO 70x BUT YOU MUST USE A SUN FILTER TO AVOID SERIOUS INJURY TO YOUR EYE. THE SUN SPOTS ARE EASY TO SEE



THE MOON

MAGNITUDE -12 WHEN FULL IS 190,000 TIMES BRIGHTER THAN FIRST MAGNITUDE STAR. CRATER TYCHO (TIE-0) IS ON SOUTH SIDE - MOST PHOTOS ARE SHOWN INVERTED



VENUS

LIKE ALL OF THE PLANETS, VENUS ORBITS AROUND THE SUN AND IS LIGHTED BY THE SUN. ON HER NEAR APPROACHES TO THE EARTH SHE IS BRILLIANT AT -4 MAGNITUDE



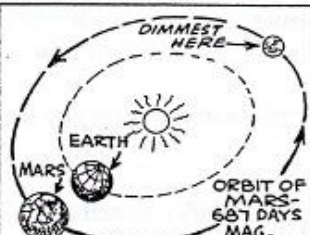
JUPITER

BIG JUPE IS THE EASIEST PLANET TO SEE -- ALWAYS BRIGHTER THAN -1 1/2 MAG. HIS FOUR BRIGHTEST MOONS OF MAG. 6 SHUTTLE BACK AND FORTH, CHANGING NIGHTLY



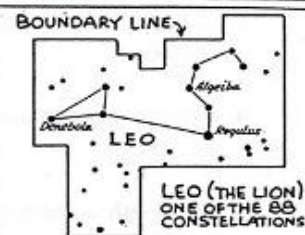
SATURN

SATURN IS THE PRETTIEST PLANET. THE RINGS ARE SEEN PLAINLY AT 40x ALTHOUGH INVISIBLE WITH 7x BINOCULAR. WITH HIGHER POWER YOU MAY BE ABLE TO SEE CASSINI'S DIVISION




MARS

RED MARS MAKES A NEAR APPROACH TO THE EARTH EVERY OTHER YEAR, AND AT SUCH TIMES SOME SURFACE DETAIL CAN BE SEEN WITH TELESCOPES AT 200-300x



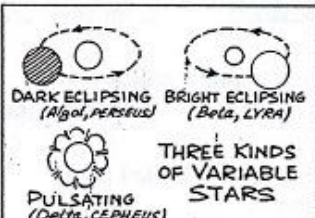
CONSTELLATIONS

A CONSTELLATION IS A GROUP OF STARS, USUALLY FORMING SOME KIND OF PATTERN OR "PICTURE." PROPERLY, A CONSTELLATION IS A SPECIFIC AREA OF THE SKY



DOUBLE STARS

ONE OUT OF 15 STARS IS A DOUBLE OR MULTIPLE STAR AND ABOUT 500 OF THESE FROM 2 SECONDS TO 1 MINUTE OF ARC SEPARATION CAN BE "SPLIT" WITH SMALL TELESCOPES




VARIABLE STARS

A VARIABLE STAR VARIES IN BRIGHTNESS. THE CHANGE TAKES 2 DAYS (AVERAGE), MAKING THE V.S. A POOR "SHOW" OBJECT ALTHOUGH IDEAL FOR SYSTEMATIC STUDY



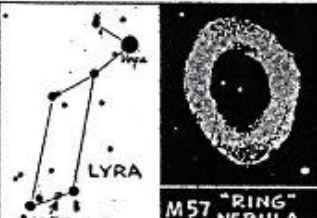
OPEN CLUSTERS

OPEN CLUSTERS OF STARS ARE A FAVORITE TARGET FOR THE TELESCOPE. 40 TO 60x IS ENOUGH FOR MOST GROUPS. POPULAR PLEIADES CLUSTER IS A FINE BINOCULAR OBJECT



GLOBULAR CLUSTERS

A GLOBULAR CLUSTER IS A BALL OF STARS. INDIVIDUAL STARS ARE FAINT AND NEED 6" OR MORE APERTURE FOR RESOLUTION. M13 AND M22 ARE TWO BRIGHTEST



PLANETARY NEBULAE

PLANETARY NEBULAE ARE SO NAMED ONLY BECAUSE THEY ARE ROUND LIKE PLANETS. THEY ARE LUMINOUS GAS CLOUDS AND ARE A PART OF OUR GALAXY



DIFFUSE NEBULAE

A LARGE DIFFUSE GAS CLOUD LIGHTED BY THE STARS IN ITS VICINITY IS KNOWN AS A BRIGHT DIFFUSE NEBULA. M42 IN ORION IS IMPRESSIVE, EASILY SEEN WITH ANY TELESCOPE



EXTERNAL GALAXIES

GALAXIES ARE COMPLETE STAR SYSTEMS LIKE OUR OWN GALAXY. ALL ARE VERY DISTANT. M81 SHOWN IS ABOUT AS BRIGHT AS A STAR OF 9th MAGNITUDE

NO.	TYPE	CONS.	M.
M44	OPEN CL.	CANCER	3.7
M41	OPEN CL.	CANIS MAJ.	4.6
M24	OPEN CL.	SAGR.	4.6
M31	GALAXY	ANDR.	4.8
M35	OPEN CL.	GEMINI	5.3
M13	GLOBULAR	HERCULES	5.7
M22	GLOBULAR	SAGR.	5.9
M8	DIFFUSE NEB.	SAGR.	-
M42	DIFFUSE NEB.	ORION	-
M57	PLANETARY	LYRA	9.3

MESSIER OBJECTS

FRENCH ASTRONOMER, CHARLES MESSIER, MADE UP THE FIRST LIST OF SKY OBJECTS OTHER THAN STARS (1784). ALL OF THE 103 M-OBJECTS CAN BE SEEN WITH SMALL TELESCOPES